

A a  
A a



avião

Handwriting practice section with three rows of dashed letters on lined paper:

- Row 1: A A A A A A A A A A
- Row 2: A A A A
- Row 3: A A

Three cartoon airplane illustrations are placed between the letter rows.

Handwriting practice section with three rows of dashed lowercase letters on lined paper:

- Row 4: a a a a a a a a a a
- Row 5: a a a a
- Row 6: a a

B b  
B b



baleia

B B B B B B B B

B B B B

B B




b b b b b b b b

b b b b

b b



cão



C C C C C C C C

C C C

C C



c c c c c c c c

c c c c

c c

D d  
D d



dragão

D D D D D D D D D D

D D D D

D D



d d d d d d d d d d

d d d

d d



elefante

E e  
E e

E E E E E E E E E

E E E E

E E



e e e e e e e e e

e e e e

e e

F f  
F f



Tracing practice for uppercase 'F' and lowercase 'f' on lined paper. The uppercase 'F' section includes three rows of tracing: the first row has a solid 'F' followed by seven dashed 'F's; the second row has a solid 'F' followed by three dashed 'F's; the third row has a solid 'F' followed by one dashed 'F'. Below this is a row of four green leafy plants. The lowercase 'f' section includes three rows of tracing: the first row has a solid 'f' followed by seven dashed 'f's; the second row has a solid 'f' followed by three dashed 'f's; the third row has a solid 'f' followed by one dashed 'f'.

gato



G g  
G g

Handwriting practice section for the letter 'G'. It consists of three rows of horizontal lines. The first row contains a solid uppercase 'G' followed by seven dashed uppercase 'G's for tracing. The second row contains a solid uppercase 'G' followed by three dashed uppercase 'G's for tracing. The third row contains a solid lowercase 'g' followed by seven dashed lowercase 'g's for tracing. Below the first row of uppercase 'G's, there are three illustrations of a grey fork.

H h  
H h



hipopotamo

Handwriting practice section for the letter 'H'. It contains three rows of dashed uppercase 'H's for tracing, followed by four small cartoon characters, and three rows of dashed lowercase 'h's for tracing.





I i  
J j

índio



J J J J J J J J J  
J J J J  
J J



i i i i i i i i i  
i i i i  
i i

J j  
J j

javali






K k  
K k

karaoke

K K K K K K K

K K K

K K



k k k k k k k

k k k

k k

L l  
L l



leão

Handwriting practice section for the letter 'L'. It consists of seven rows of horizontal lines. The first three rows are for uppercase 'L': the first row has a solid 'L' followed by ten dashed 'L's; the second row has a solid 'L' followed by four dashed 'L's; the third row has a solid 'L' followed by one dashed 'L'. The next three rows are for lowercase 'l': the first row has a solid 'l' followed by eight dashed 'l's, with six yellow and blue striped pencils positioned above the dashed letters; the second row has a solid 'l' followed by three dashed 'l's; the third row has a solid 'l' followed by one dashed 'l'.



macaco

M m  
m m

Tracing practice section with three rows of handwriting lines. The first row contains a solid lowercase 'm' followed by a series of dashed lowercase 'm's for tracing. The second row contains a solid lowercase 'm' followed by dashed lowercase 'm's. The third row contains a solid lowercase 'm' followed by dashed lowercase 'm's.

Five yellow hand icons are arranged horizontally across the middle of the tracing section.

The bottom two rows of the tracing section contain solid lowercase 'm's followed by dashed lowercase 'm's for tracing.

N n  
n n

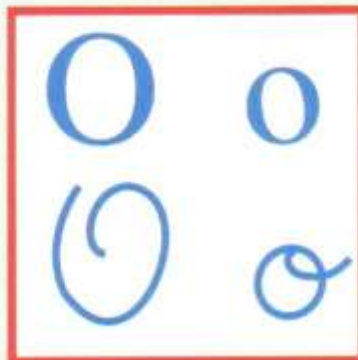


navio

Handwriting practice section for the letter 'n'. It consists of several rows of dashed letters on a four-line grid. The first row contains a solid 'n' followed by a long sequence of dashed 'n's. The second row contains a solid 'n' followed by a shorter sequence of dashed 'n's. The third row contains a solid 'n' followed by a single dashed 'n'. Below these rows are four small blue cloud illustrations. The final three rows each start with a solid 'n' followed by a sequence of dashed 'n's of varying lengths.



ovelha



P p  
P p



peixe

P P P P P P P P P P

P P P P

P P




p p p p p p p p p p



p p p p

p p





queijo



R r  
R r



rato

R R R R R R R R R R

R R R R R

R R




r r r r r r r r r r

r r r r r r r r r r

r r r r r r r r r r



sapo



Handwriting practice section with three rows of cursive 'S' tracing and four rows of cursive 's' tracing. The first row of 'S' tracing includes a solid example followed by seven dashed lines. The second row includes a solid example followed by three dashed lines. The third row includes a solid example followed by one dashed line. The first row of 's' tracing includes a solid example followed by seven dashed lines. The second row includes a solid example followed by three dashed lines. The third row includes a solid example followed by one dashed line. The fourth row contains four blue soap bars.

T t  
J j



train

Tracing practice for uppercase 'T' and lowercase 't'. The section contains three rows of dashed uppercase 'T's for tracing, followed by four pairs of scissors icons, and then three rows of dashed lowercase 't's for tracing.



U u  
U u

urso

U U U U U U U U U U U U

U U U U U U U

U U



u u u u u u u u u u u u

u u u u u u u

u u

V v  
U u



W w  
W w



reado

walkman

U U U U U U U U U U U U

U U

u u u u u u u u u u u u



W W W W W W W W W W W W

W W

w w w w w w w w w w w w

Y y  
y y



yuri



X x  
x x

xadrez

y y y y y y y y

y y y y y y y y



x x x x x x x x

x x

x x x x x x x x

Z z  
Z z

zebra



Handwriting practice for uppercase 'Z'. The first row shows a solid 'Z' followed by seven dashed 'Z's for tracing. The second row shows a solid 'Z' followed by three dashed 'Z's. The third row shows a solid 'Z' followed by one dashed 'Z'. The fourth row shows a solid 'Z'.



Handwriting practice for lowercase 'z'. The first row shows a solid 'z' followed by seven dashed 'z's for tracing.

Handwriting practice for lowercase 'z'. The second row shows a solid 'z' followed by seven dashed 'z's for tracing.

Handwriting practice for lowercase 'z'. The third row shows a solid 'z' followed by seven dashed 'z's for tracing.



